



One or Many Animals Creating Plurals

Domain:

- Reading and Language, Math

Goals:



- Child will identify pictured object and sight word.
- Child will identify the letter "s."
- Child will name the beginning letter and ending letter of a sight word.
- Child will find the letter "s" at the end of a sight word.
- Child will distinguish the difference between words with and without an "s" at the end.
- Child will understand the concept of plural as meaning more than one of the named object.
- Child will understand the concept of using the letter "s" to make that word plural.
- Child will count objects pictured on cards.
- Child will understand the math concept of just one or more than one.

Materials:

- *One or Many Object Cards*
- card stock or durable paper
- color CD
- scissors
- lamination


Instructions:

- Print *One or Many Object Cards* from color CD.
- Cut *One or Many Object Cards* along dotted lines.
- Laminate for durability.
- Present a set of two pictures (use the bear cards).
- Encourage the child to identify the pictured objects.
- Review the printed sight word beneath each object.
- Emphasize the beginning letter in each word.
- Point out the ending letter in each word.
- Find the word that ends with an "s."
- Introduce the concept of "plural" by discussing the fact that adding the letter "s" to the original word means that there is more than one of the object.



- Teach the concept of one or many by asking the child to count the object or objects on each card and then comparing both cards.
- Review the fact that the card with many objects also has the sight word that ends with the letter "s."
- Repeat the process using another set of cards.

For children who are ready for the "unruly" plurals:




- For the card with the word "fox," discuss the fact that with words that end with an "x," "es" is added to make the word plural.
- For the card with the word deer, discuss the fact that some words are used for both singular and plural (moose, fish).
- For some words like "goose" the "oo" is changed to "ee" to make the word plural (goose, geese; foot, feet; tooth, teeth).
- For the card with the word "mouse" state that the plural is "mice." Some plurals are completely different spellings.

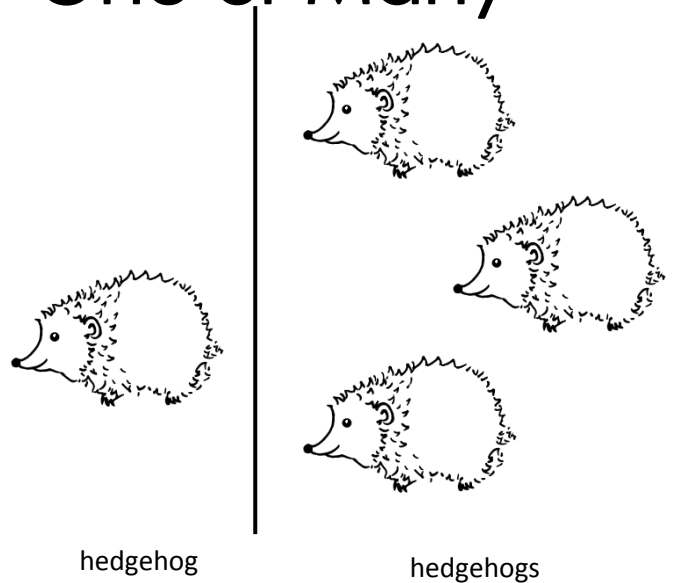
Suggestions:

- Use only a few sets of cards when children are just beginning to recognize letters. Choose very familiar words from the story.


One or Many





One or Many



One or Many



bear



bears




hedgehog







hedgehogs

One or Many



mole



moles




owl




owls


One or Many




badger



badgers




rabbit




rabbits


One or Many




cat



cats




fox

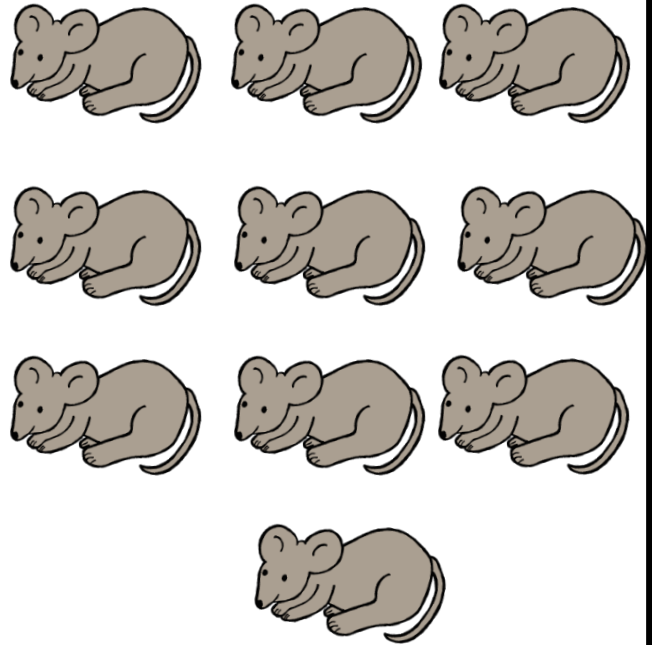


foxes


One or Many




mouse



mice




goose





geese

One or Many



deer



deer