

Frogs and Lily Pads

Complete the Pattern


Domain:

Goals:

- Cognitive, Language, Fine Motor
- Child will recognize a repeating pattern.
- Child will identify the next object in the pattern.
- Child will visually track left to right.
- Child will identify objects from the story.
- Child will paste appropriate picture to complete the pattern.

Materials:


- *Frogs and Lily Pads* (pp. 98-100)
- scissors
- colored CD
- lamination
- Story Board (p. 14)
- Velcro
- glue



Instructions:


Large Group Activity

- Copy the *Frogs and Lily Pads* from the colored CD.
- Cut the rectangular strips apart and cut the answers at the bottom of the page.
- Laminate for durability.
- Place the Velcro on the backs of each pattern strip and each answer square. Make sure the Velcro is the opposite texture from the Velcro on the Story Board.
- Now place a Velcro dot in the center of each blank square on the pattern strips. Make sure texture of this Velcro is the opposite of the Velcro that was placed on the back of each answer picture.
- Set up the Story Board by putting a pattern strip on the top row. Place the 3 answer pictures on the second strip of Velcro on the Story Board.
- Model completing a pattern. Vary the pitch in your voice as you verbalize the pattern (flower, LILY PAD! flower, LILY PAD!).
- Begin by having the children identify the pictures on the pattern strip, reading left to right, as you point to each picture.
- Ask a child to tell what the repeating pattern is on the strip (flower, lily pad).
- If the child is having difficulty identifying the pattern, use visual cues by pointing to the correct pictures on the strip (flower, lily pad).
- Now have the child read the pictures on the strip and tell what picture comes next (flower, lily pad, flower, lily pad).
- Have the child find the correct picture and place it in the correct answer box to complete the pattern.
- Have the class read the completed pattern, left to right.
- Continue with another pattern strip.
- Use as many strips as are appropriate for your students.





Small Group Activity

- Copy *Frogs and Lily Pads* page for each child and one to use as a model with the students.
- Choose the pages that are appropriate for your students.
- Cut out the answer pictures from the bottom of the page for each child.
- Give each child a *Frogs and Lily Pads* page and a set of 3 answer pictures.
- Model completing the first pattern. Vary the pitch in your voice as you verbalize the pattern (flower, LILY PAD! flower, LILY PAD!).
- Begin by having the children identify the pictures on the top row, reading left to right, as the teacher and the children point to each picture.
- Ask a child to tell what the repeating pattern is on the top row (flower, lily pad).
- If the child is having difficulty identifying the pattern, use visual cues by pointing to the correct pictures in the row (flower, lily pad).
- Now have the child read the pictures on the top row and tell what picture comes next (flower, lily pad, flower, lily pad, flower, LILY PAD).
- Model the answer by gluing the lily pad in the answer box.
- Have all the children find the correct picture and glue it in the correct answer box to complete the pattern.
- Have the class read the completed pattern, left to right.
- Complete the page/pages in the same manner.
- Have the child complete the page/pages independently to use as an assessment.

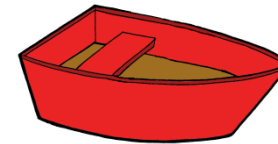
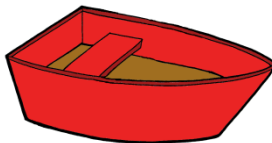
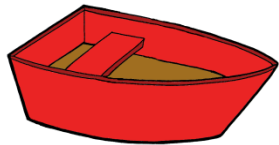
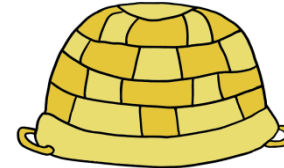
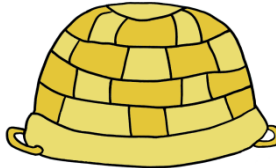
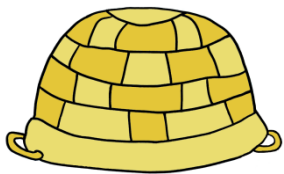


Suggestions:

- Use the optional Interactive White Board (IWB) Activity to have the children complete the patterns.
- For younger children, present only one row of patterns at a time.
- Make a file folder game and place in a center for individual use.
- Allow children who are able to cut out their own answer squares.
- Use the answer squares to create patterns on the monthly calendar.






Frogs and Lily Pads

Complete the Pattern















Can you complete the pattern?






Frogs and Lily Pads

Complete the Pattern


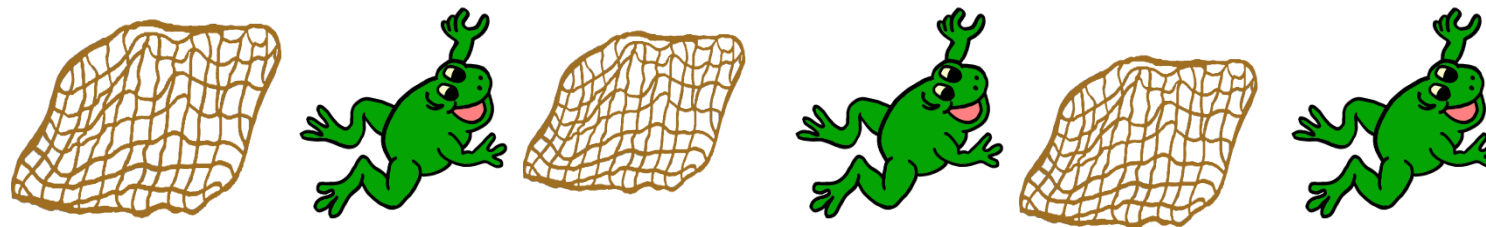

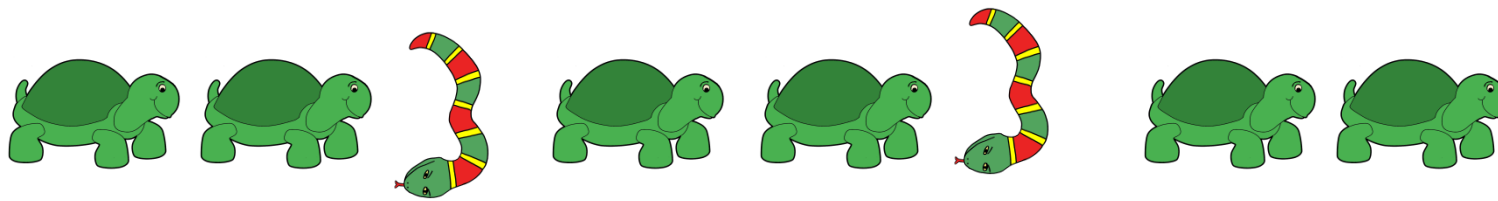




Can you complete the pattern?



Frogs and Lily Pads

Complete the Pattern



Can you complete the pattern?

